

---

# School of the Air Activities **A2**

## Reading

**A. You are going to read about children in isolated rural regions in Australia. How do you imagine they have school? Write down the questions you would like to find answers to.**

---

---

---

**B. Read the article and match each paragraph with a title.**

- |                                       |  |
|---------------------------------------|--|
| 1. How does it work?                  | <input type="checkbox"/> a. Introduction and paragraph 1 |
| 2. Meeting teachers and classmates    | <input type="checkbox"/> b. Paragraph 2                  |
| 3. History of the "School of the Air" | <input type="checkbox"/> c. Paragraph 3                  |
| 4. Who is concerned?                  | <input type="checkbox"/> d. Paragraph 4                  |

**B. Remember the questions you wrote down in Activity A? Check if you can answer them.**

**C. 1. Concentrate on the 'History of the SOA' and find out:**

- a. Who had the idea: \_\_\_\_\_
- b. When: \_\_\_\_\_
- c. The technology she used: \_\_\_\_\_

**2. Concentrate on 'Who is concerned?' Right or Wrong? Prove your point.**

- a. Before the 'School of the Air', there was no schooling solution for children from the Bush.  
 R  W \_\_\_\_\_
- b. With the 'School of the Air', students only interact with teachers.  
 R  W \_\_\_\_\_
- c. The 'School of the Air' is only for children living in the Outback.  
 R  W \_\_\_\_\_

**3. Concentrate on 'How does it work?'**

- a. Find the technology used in the past. \_\_\_\_\_
- b. Find the technologies used today. \_\_\_\_\_
- c. Find what students can do today with these technologies. \_\_\_\_\_

**4. Concentrate on 'Meeting teachers and classmates?'**

- a. When can students physically meet their teachers? \_\_\_\_\_
- 
- b. When can students physically meet their classmates? \_\_\_\_\_
- 
- c. Activities? \_\_\_\_\_
- 

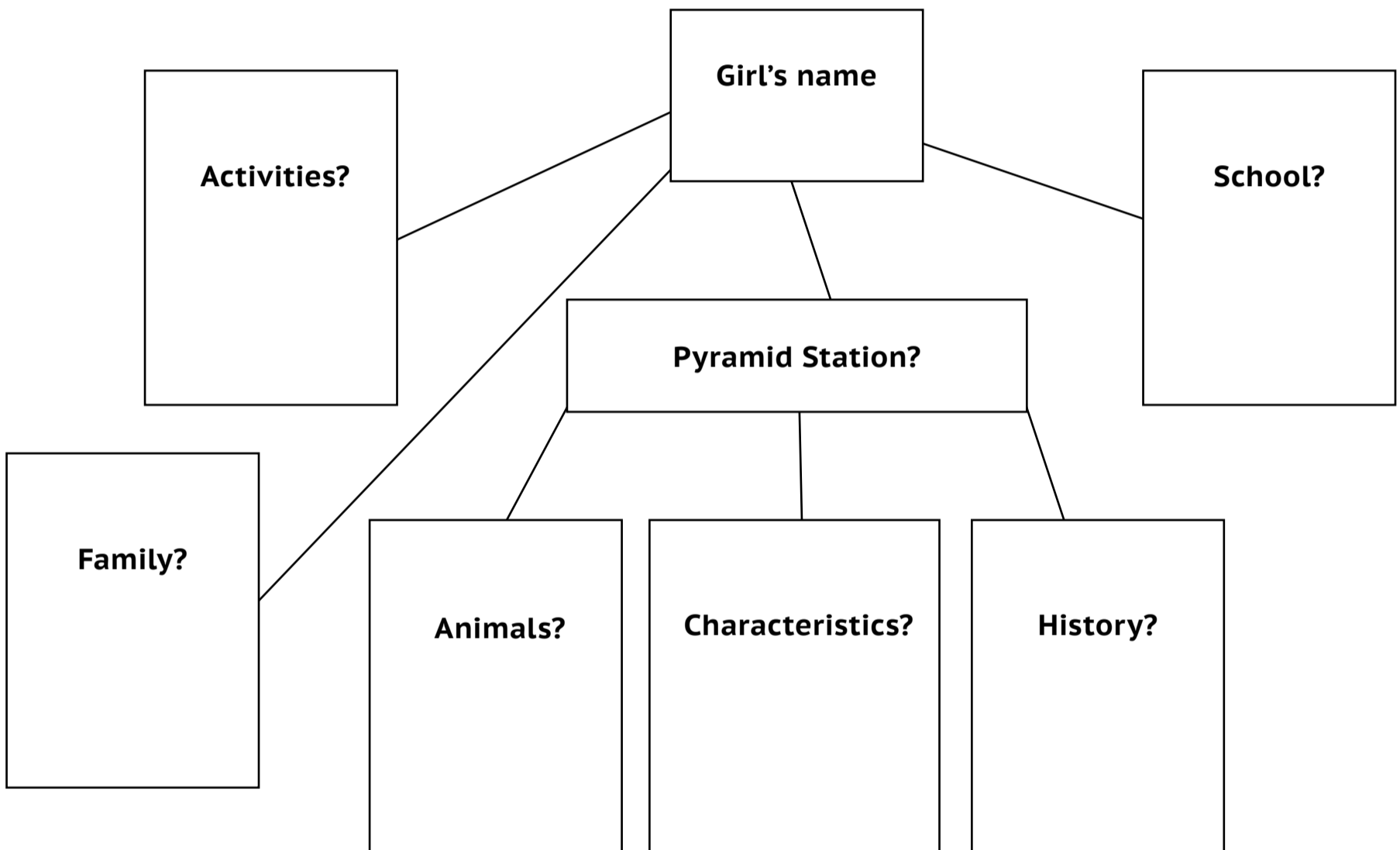
**D. What do you want to remember about the SOA? Write down a few facts, dates and elements.**

**Watching and Listening**  
**Meeting Kids from the Outback**

**A.1. Go to <http://vimeo.com/62846712>**

**a. Watch the video.**

**b. Take notes using the following spidergram.**



**2. Get ready to introduce the girl. Use your notes and the following prompts.**

Her name is...

She is...

She has got...

She doesn't go to a normal school, but she

She likes / loves...

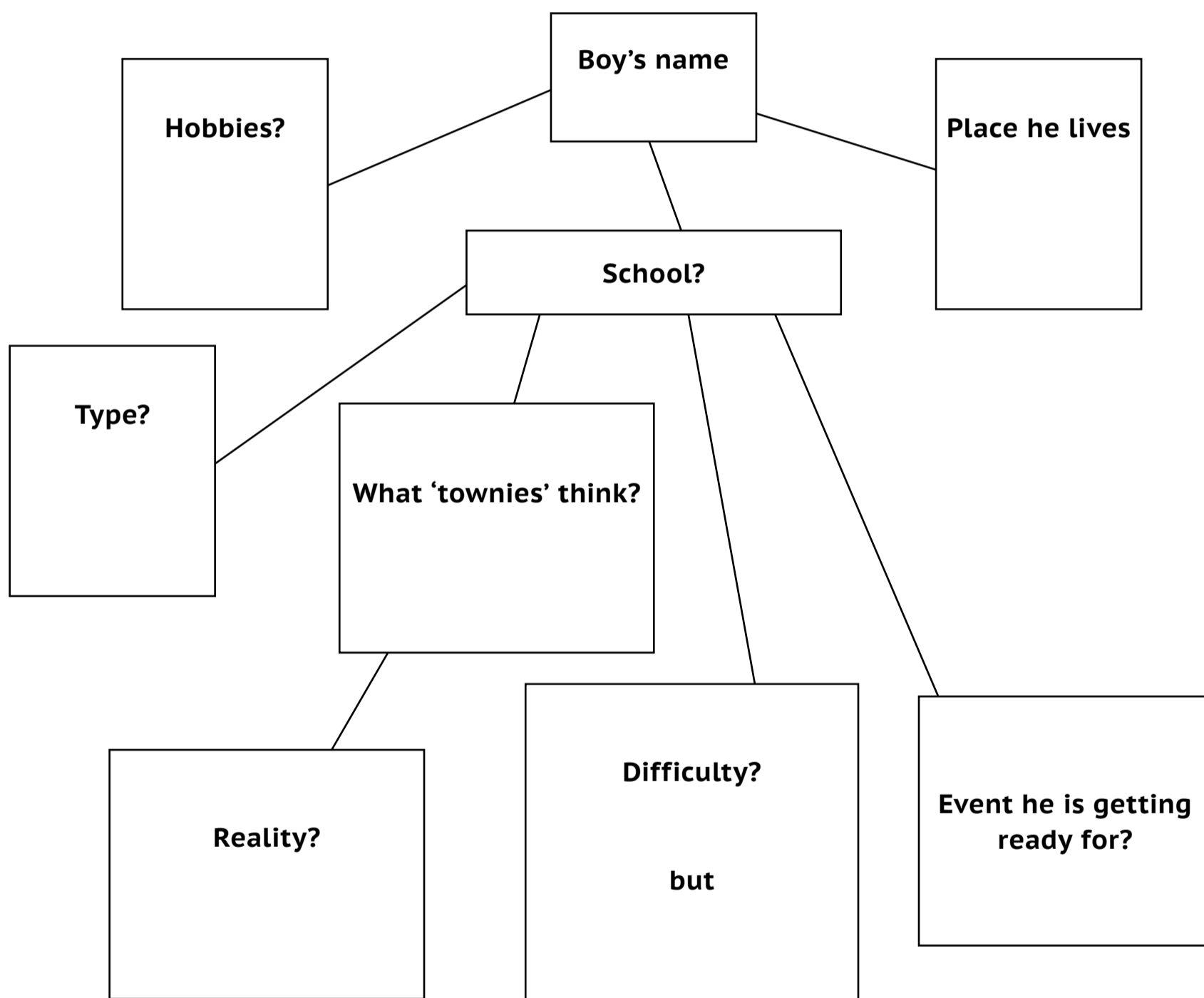
She is also keen on...

She lives in... a cattle station with many animals: ...

It was built in...

---

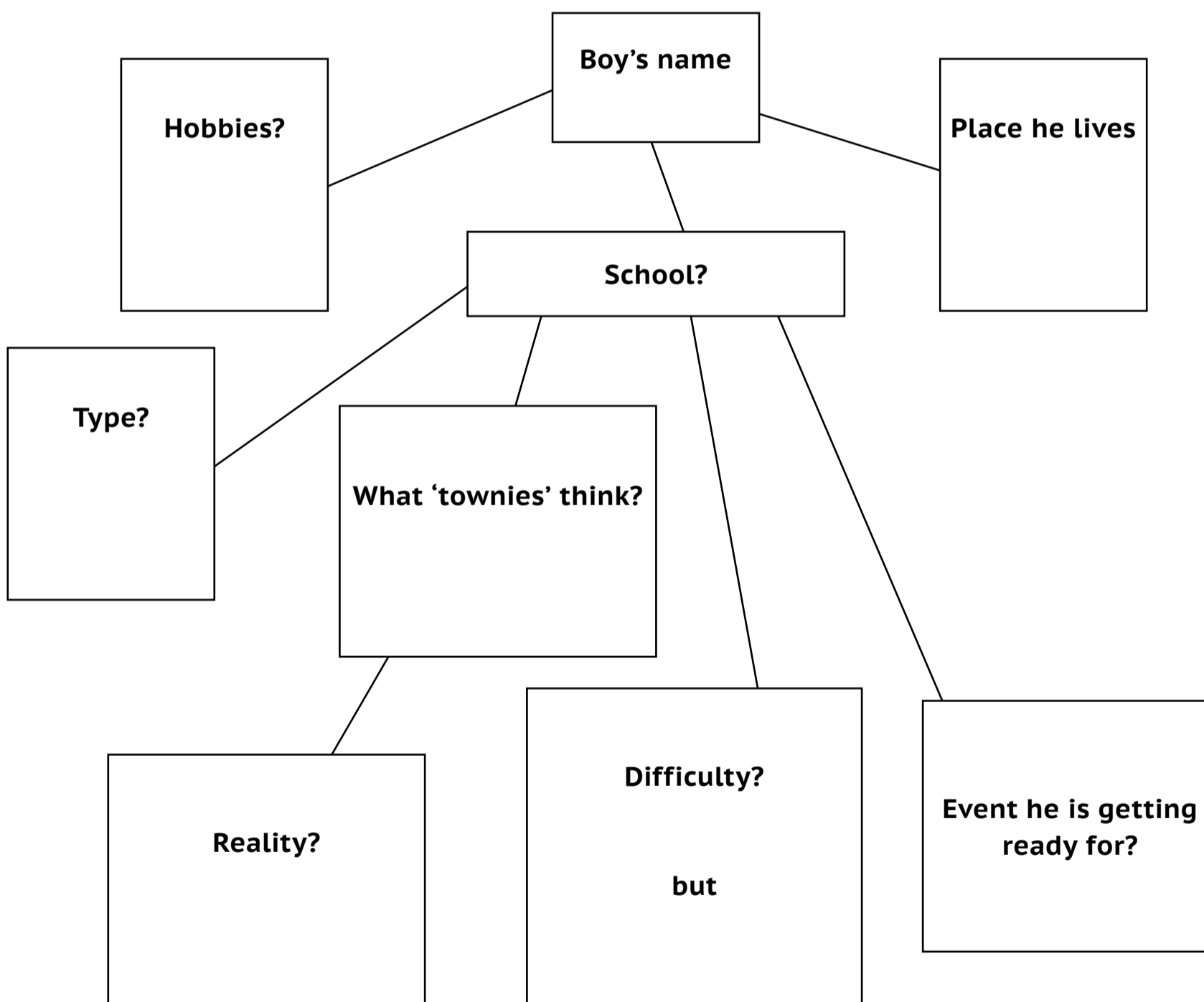
**3. Listen to your partner from the other group and complete the spidergram concerning the boy.**



**B.1. Go to <http://vimeo.com/50966520>.**

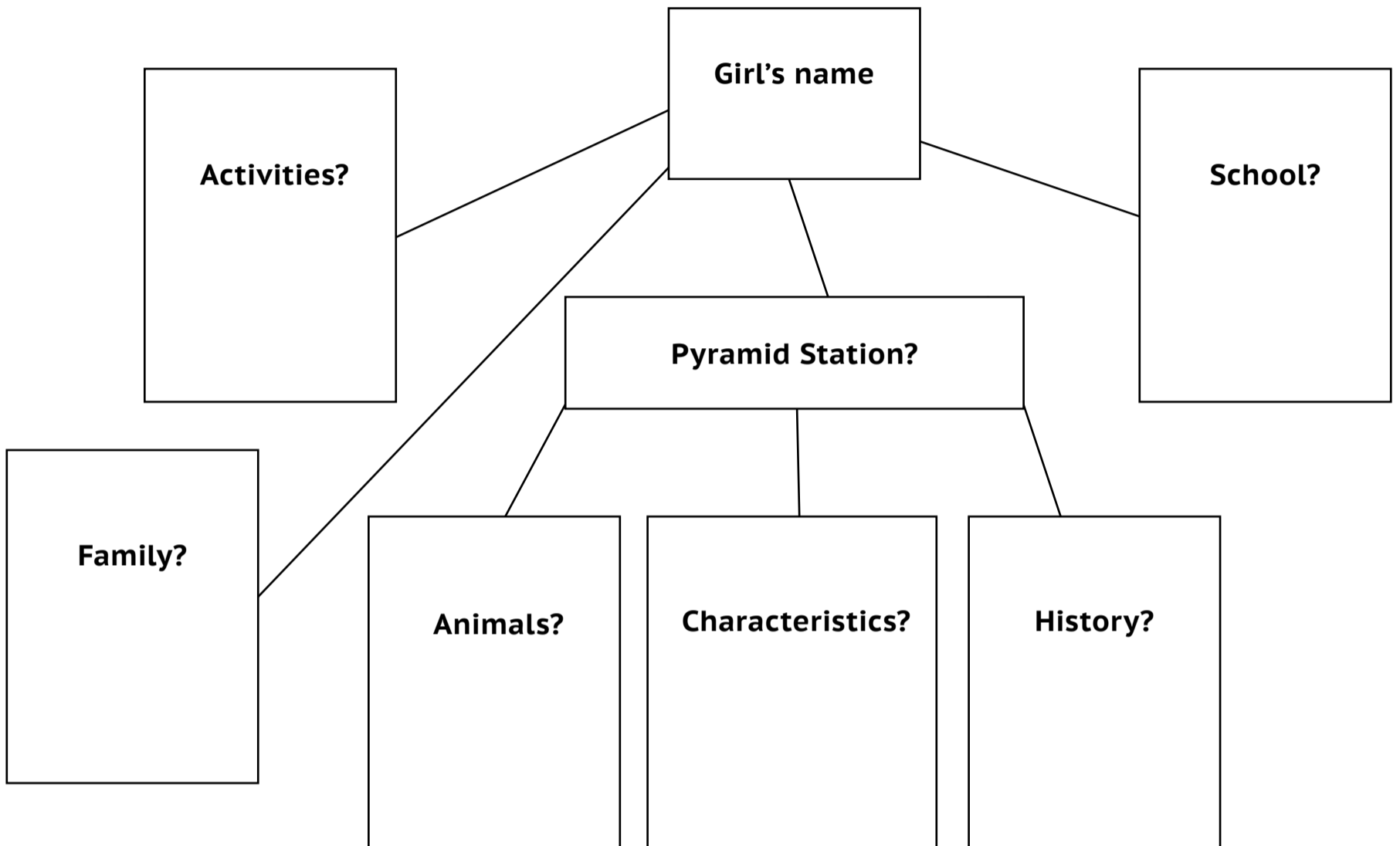
**a. Watch the video.**

**b. Take notes using the following spidergram.**



---

**2. Listen to your partner complete the spidergram concerning the girl.**



**3. Get ready to introduce the boy using your notes from the spidergram.**