

William Blake Activities

A2 B1



Activity 1 Get ready!

Look at the pictures and react:

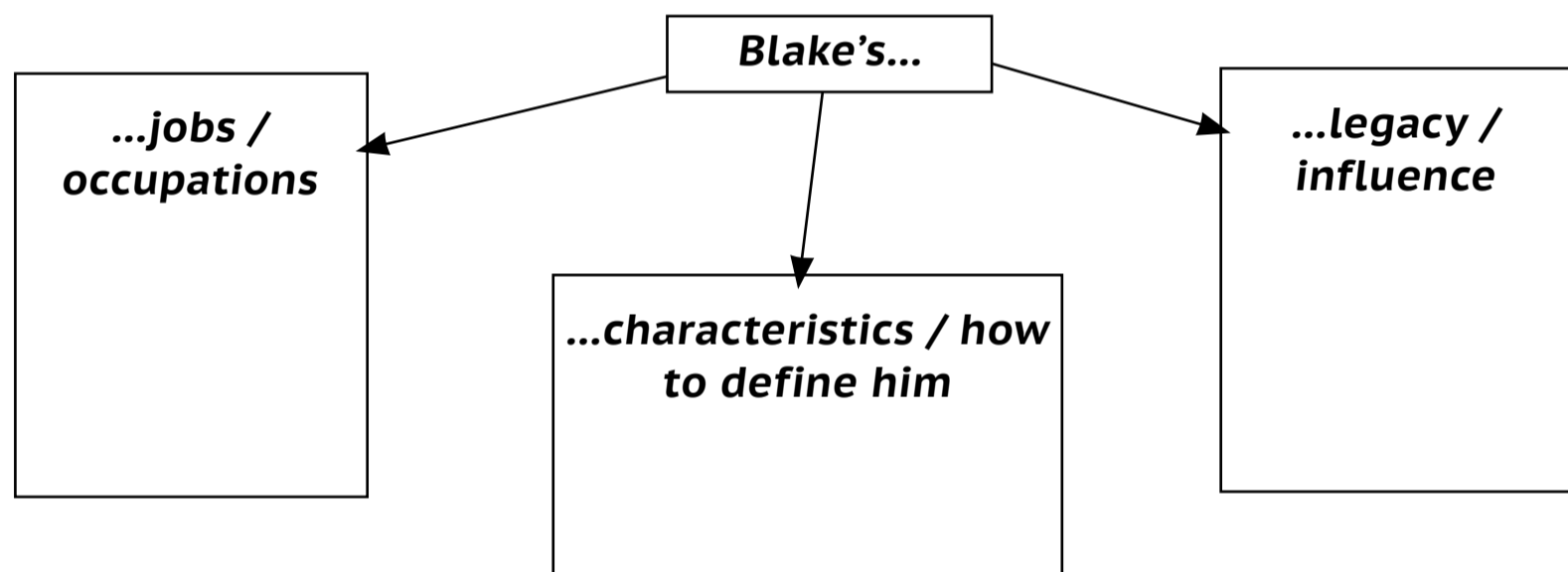
- Have you seen these works before?
- Focus on the colours + impression conveyed. What world are we drawn into?
- Do you know the artist? The period?



Activity 2 Explore and discover

A. <https://www.tate.org.uk/whats-on/tate-britain/exhibition/william-blake-artist>

Read the paragraph on the website (under the trailer) and pick out information about:



B. Watch the trailer and focus on:

- What you see (real places + works of art).

- What you hear.

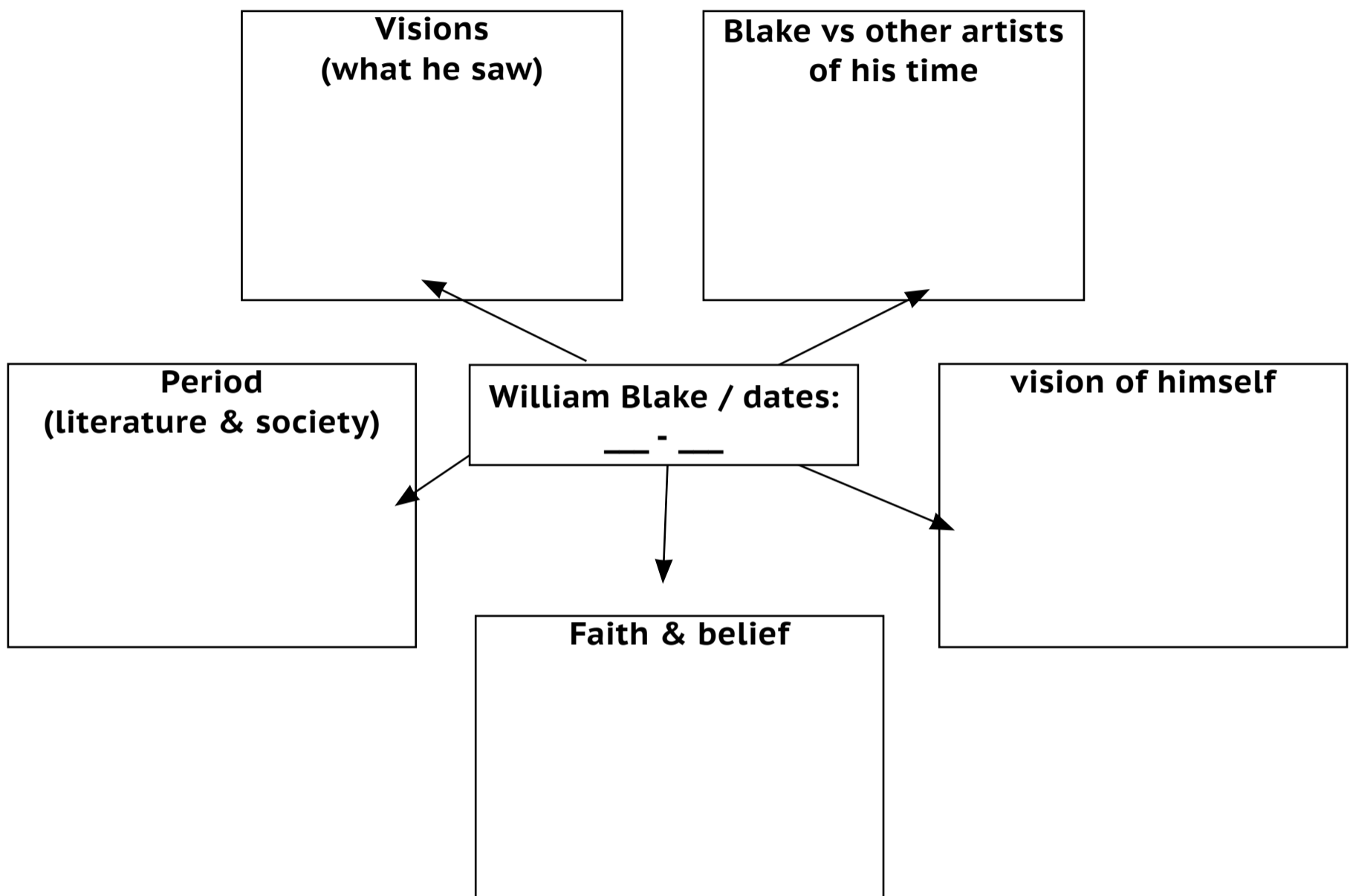
What do you make of that? What do you understand about his art?



Activity 3 Read and ... Learn more about the artist

<https://www.tate.org.uk/kids/explore/who-is/who-william-blake>

A. Read the web page and fill in the mindmap:




B. Can you see how his visions, beliefs and features are represented in his paintings? Analyse the use of colours.

Activity 4



A. Now, use your notes to tell the class what you have understood. Together, complete this common mindmap.



B. Make complete sentences using linkwords to sum up what you have learnt about William Blake.



C. In groups, sort out the (new) words into different categories.

Art & the art world:
exhibition, museum

Religion and spiritual life:
God, angels, ghosts,

Activity 5 Did you like it? Have your say

Your teacher will give you instructions.

HELP

Linkwords (cause, consequence, paradox..): as, yet, even if...

HELP

Voicing your opinion: I think , in my opinion...

HELP

Showing admiration/ surprise: what a.../ it's so...